

Pharmacy Education: Student Pharmacist Q&A

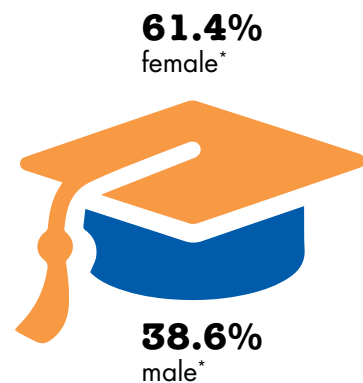
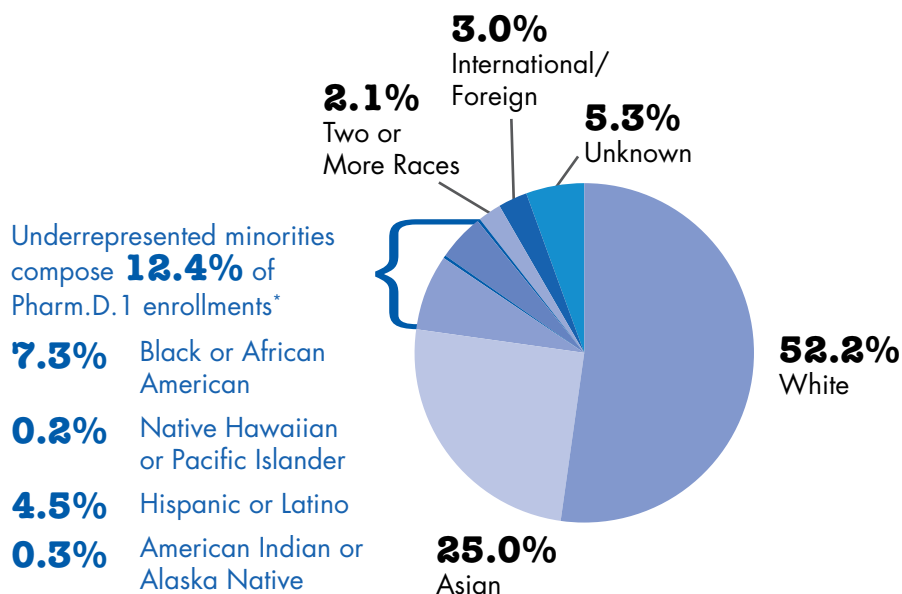
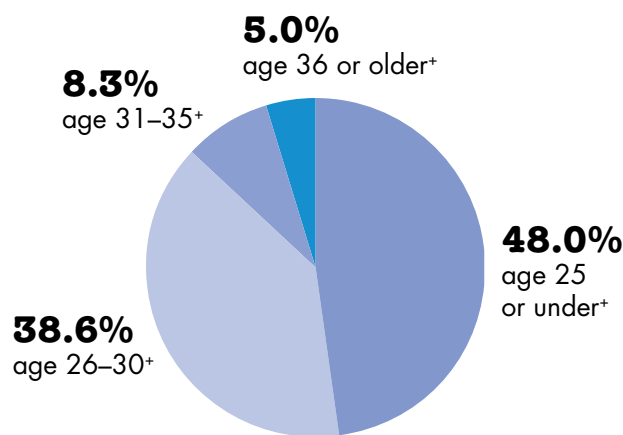
Who is the Student Pharmacist?

As of Fall 2014, **63,927** students were enrolled in a Pharm.D. program

50.6% had a bachelor's degree before entering a Doctor of Pharmacy program*


86.2% worked while pursuing their first professional Pharm.D. program*

79.0% of those that worked, did so in a community pharmacy at some point while pursuing their degree*



*AACP Fall 2014 Profile of Pharmacy Students
 *AACP 2009 Graduating Student Survey
 *AACP 2014 Graduating Student Survey
 *AACP 2014-15 Tuition Survey
 †Bureau of Labor Statistics, U.S. Department of Labor, Occupational Outlook Handbook, 2014-15 Edition, Pharmacists, on the Internet at <http://www.bls.gov/ooh/healthcare/pharmacists.htm> (visited May 12, 2015).

How Much Does a Pharm.D. Education Cost?



Average first year Pharm.D. tuition, 2014–15[#] (costs reported do not include mandatory fees)

Public

\$18,269 Instate

\$35,022 Out-of-State

Private

\$36,459 Instate

\$36,710 Out-of-State

Median amount of money borrowed by students at the time of graduation^{@+}

Public

\$85,410 2009

\$120,000 2014

40.5%
increase in the
median amount of
money borrowed for
public institutions

Private

\$119,784 2009

\$165,000 2014

37.7%
increase in the
median amount of
money borrowed for
private institutions

Percentage of students who reported borrowing money to help pay for college expenses in the Pharm.D. program:

87.4% 2009

89.2% 2014

What is the ROI?

(return on investment)

Although student pharmacists have an increasing debt burden, pharmacist salaries are still much higher than the national average.

The median wage of current working pharmacists, reported in May 2012 by the Bureau of Labor Statistics, was **\$116,670** per year, compared to **\$34,750** for all occupations.



A Bright Future

Despite the increasing debt burden from pursuing a professional degree, students surveyed in the graduating student survey indicate that the majority feel positive about their choice to study pharmacy.

94.9%⁺ of students surveyed indicated[°] they are prepared to enter pharmacy practice.

81.8%⁺ of students surveyed indicated[°] that if they were starting their college career over again they would choose to study pharmacy.

79.6%⁺ of students surveyed indicated[°] they would recommend a career in pharmacy to a friend or relative.

[°]indicated=strongly agreed or agreed

^{*}AACP Fall 2014 Profile of Pharmacy Students
[°]AACP 2009 Graduating Student Survey
[°]AACP 2014 Graduating Student Survey
[°]AACP 2014–15 Tuition Survey
[°]Bureau of Labor Statistics, U.S. Department of Labor, Occupational Outlook Handbook, 2014–15 Edition, Pharmacists, on the Internet at <http://www.bls.gov/ooh/healthcare/pharmacists.htm> (visited May 12, 2015).