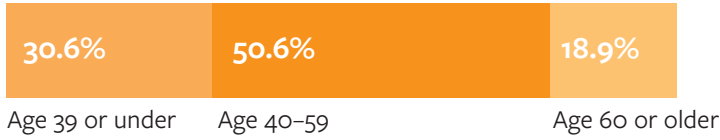


Pharmacy Education: Pharmacy Faculty Q&A

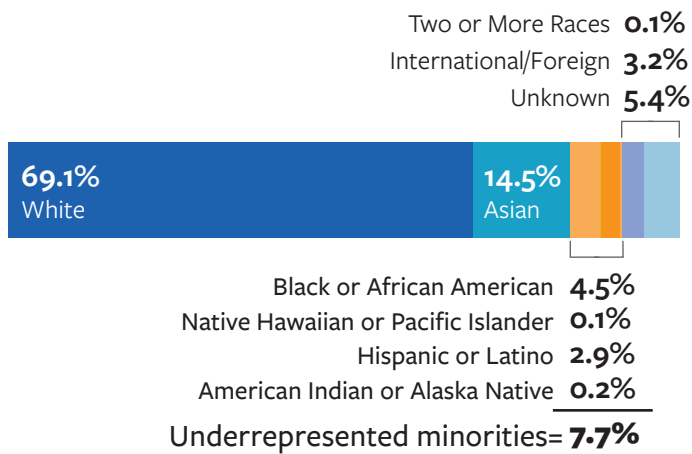
Who Is the Pharmacy Faculty Member?

As of Fall 2014, **6,626** faculty were employed at U.S. schools of pharmacy[#]

Full-time Faculty: Age[#]



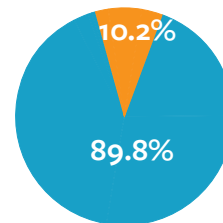
Full-time Faculty: Race/Ethnicity[#]



Full-time Faculty: Rank and Gender[#]

Provost 0.1%
Dean 2.0%
Associate Dean 4.9%
Assistant Dean 3.2%

Administrative Ranks



Male 58.0%
Female 42.0%

Academic Ranks

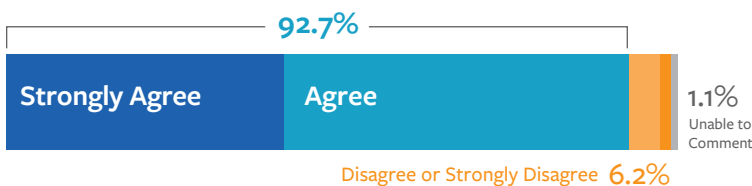
Professor 19.2%
Associate Professor 27.6%
Assistant Professor 39.9%
Instructor 2.1%
Lecturer 0.5%
Librarian 0.5%

Male 50.2%
Female 49.8%

How Rewarding Is a Career in Pharmacy Education?

Positive Student Experiences⁺

More than **90%** of students reported that faculty, administrators, and staff were committed to serving as positive role models.




Resources for Faculty Development[^]

Nearly **72%** of faculty strongly agreed or agreed that they receive adequate guidance on career development.

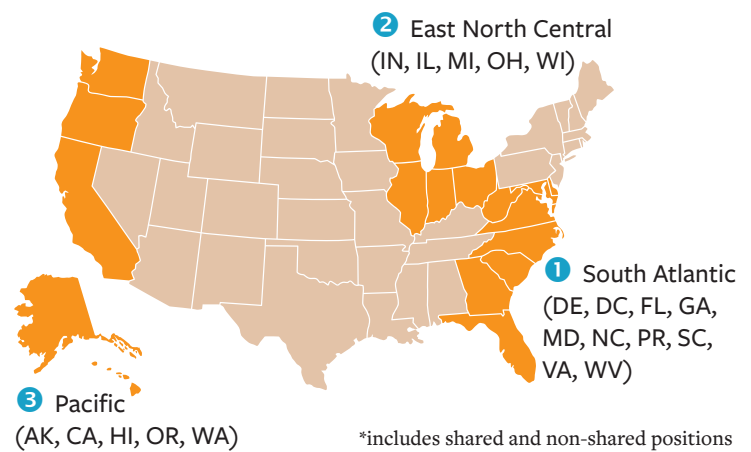


More than **90%** of faculty reported that programs are available for them to improve teaching and facilitate student learning.




Where Is the Need for Pharmacy Faculty?

The top 3 regions with the highest number of vacant positions* as reported by participating institutions[®]



Salary[#]

The median starting salary for an Assistant Professor with **0-1 year** of experience is **\$100,000**.



OFFICE OF
**INSTITUTIONAL
RESEARCH &
EFFECTIVENESS**

[#]Source: AACP Fall 2014 Profile of Pharmacy Faculty
⁺Source: AACP 2015 Faculty Survey
[^]Source: AACP 2015 Graduating Student Survey
[®]Source: AACP 2014 Survey of Vacant Budgeted and Lost Faculty Positions

American Association of
Colleges of Pharmacy **AACP**
Discover • Learn • Care • Improve Health

www.aacp.org