



# American Association of Colleges of Pharmacy Alumni Survey

## 2020 National Summary Report

September 2020

© 2020 American Association of Colleges of Pharmacy.

## About the AACP Curriculum Quality Surveys

The Graduating Student, Alumni, Preceptor, and Faculty surveys were first released in 2007. These surveys were based on the Accreditation Council of Pharmacy Education’s (ACPE) 2007 Standards with the intention of gathering continuous improvement data for the colleges and schools of pharmacy.

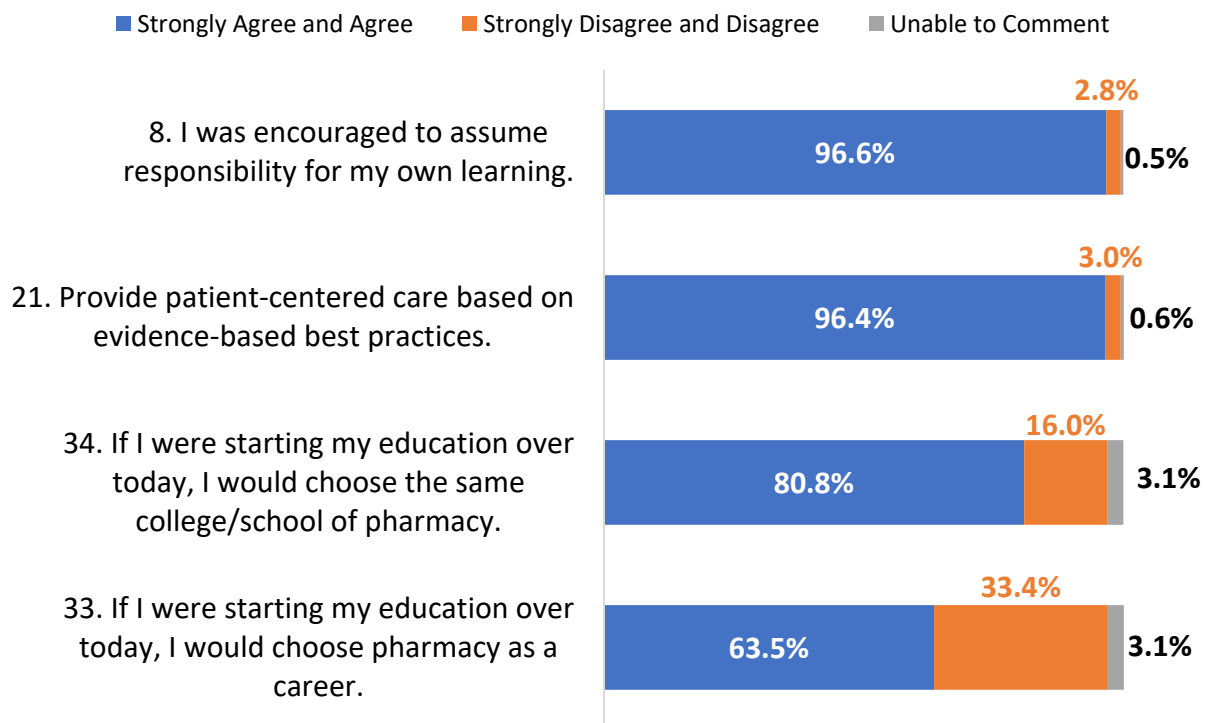
In spring 2015, the AACP Institutional Research and Assessment Committee (IRAC), AACP staff, and ACPE staff revised these curriculum quality perception surveys to accommodate changes with the release of ACPE’s 2016 Standards. In 2019, IRAC decided to move the demographic questions on three of the curriculum quality surveys (Graduating Student, Preceptor, and Alumni) to the end of the survey instrument. The Faculty demographic question section was already at the end of the survey instrument. The 2020 results reflect the fifth administration of these revised surveys and second administration of the renumbered Graduating Student, Preceptor, and Alumni surveys.

### 2020 Administration

The Alumni Survey was made available for online access in the AACP Survey System on May 4, 2020. As of September 2020, 71 out of 136 (52.2%) colleges and schools of pharmacy administered the survey to their 2015 - 2019 alumni classes. A total of 27,823 alumni were invited to complete the survey. Two thousand, five hundred and five (2,505) alumni submitted the survey for a total response rate of nine percent (9.0%). Response rates per school ranged from 1.6 percent to 62.3 percent. For more information regarding this summary report or the administration of the survey, please contact the Office of Institutional Research and Effectiveness ([data@acp.org](mailto:data@acp.org)).

### 2020 Highlights

Overall, alumni surveyed in 2020 reported positive perceptions of their college/school of pharmacy and the profession. The statements with the highest overall level of agreement and disagreement are highlighted below.



## 2020 Alumni Survey National Summary Report

Total number of schools: 71 (28 public, 43 private)

Total number of responses: 2,505

Response Rate: 9.0%

### Section I: Development/Communication

Please indicate the degree to which you agree or disagree with each statement.

	Strongly Agree	Agree	Disagree	Strongly Disagree	Unable to Comment
1. The college/school communicates effectively with alumni about college/school activities.	31.2% (781)	<b>49.8%</b> <b>(1248)</b>	11.3% (283)	3.4% (85)	4.3% (108)
2. The current Dean is providing leadership in pharmacy.	<b>33.1%</b> <b>(829)</b>	32.2% (807)	4.4% (111)	2.6% (64)	27.7% (694)
3. The current Dean encourages alumni to stay involved.	28.0% (702)	<b>34.6%</b> <b>(867)</b>	11.1% (279)	4.1% (103)	22.1% (554)

### When I was a student...

	Strongly Agree	Agree	Disagree	Strongly Disagree	Unable to Comment
4. The faculty displayed respect for their colleagues and students.	<b>49.1%</b> <b>(1231)</b>	43.2% (1083)	4.0% (100)	3.0% (74)	0.7% (17)
5. Faculty, administrators and staff served as positive role models for students.	<b>50.3%</b> <b>(1259)</b>	42.3% (1060)	4.1% (103)	2.5% (62)	0.8% (21)
6. I knew what the program outcomes were.	<b>48.3%</b> <b>(1210)</b>	45.5% (1139)	3.9% (97)	1.5% (38)	0.8% (21)
7. The curriculum provided opportunities to engage in active learning (e.g., laboratories, recitations, student portfolios, problem-based learning).	<b>56.4%</b> <b>(1413)</b>	39.9% (999)	2.3% (58)	1.1% (28)	0.3% (7)
8. I was encouraged to assume responsibility for my own learning.	<b>61.2%</b> <b>(1534)</b>	35.4% (888)	1.8% (45)	1.0% (25)	0.5% (13)
9. I was academically prepared to enter my advanced pharmacy practice experiences.	<b>51.6%</b> <b>(1293)</b>	40.8% (1023)	4.9% (122)	1.9% (47)	0.8% (20)
10. The curriculum prepared me to enter my first pharmacy job.	<b>45.8%</b> <b>(1148)</b>	42.2% (1057)	6.7% (167)	2.9% (73)	2.4% (60)

	<b>Strongly Agree</b>	<b>Agree</b>	<b>Disagree</b>	<b>Strongly Disagree</b>	<b>Unable to Comment</b>
11. Information was made available to me about additional educational opportunities (e.g. residencies, fellowships, graduate school).	<b>47.9% (1201)</b>	40.0% (1003)	8.0% (200)	3.2% (80)	0.8% (21)
12. Elective didactic courses permitted exploration of and/or advanced study in areas of professional interest.	<b>44.2% (1108)</b>	42.1% (1055)	8.8% (220)	3.4% (86)	1.4% (36)
13. My pharmacy practice experiences were of high quality.	<b>49.1% (1229)</b>	41.7% (1044)	5.7% (143)	2.6% (64)	1.0% (25)

## Section II: Curriculum

### The Pharm.D. Program prepared me to...

#### Domain 1: Foundational Knowledge

	<b>Strongly Agree</b>	<b>Agree</b>	<b>Disagree</b>	<b>Strongly Disagree</b>	<b>Unable to Comment</b>
14. Apply knowledge from the foundational pharmaceutical and biomedical sciences to the provision of patient care.	47.1% (1180)	<b>47.4% (1187)</b>	3.4% (85)	1.4% (36)	0.7% (17)
15. Apply knowledge from the clinical sciences to the provision of patient care.	<b>52.1% (1304)</b>	43.8% (1097)	2.4% (60)	1.3% (32)	0.5% (12)
16. Evaluate scientific literature.	45.6% (1143)	<b>45.9% (1150)</b>	6.0% (150)	1.9% (48)	0.6% (14)

#### Domain 2: Essentials for Practice

	<b>Strongly Agree</b>	<b>Agree</b>	<b>Disagree</b>	<b>Strongly Disagree</b>	<b>Unable to Comment</b>
17. Provide medication expertise as part of patient-centered care.	<b>55.0% (1379)</b>	41.3% (1035)	2.2% (54)	1.0% (25)	0.5% (12)
18. Optimize the safety and efficacy of medication use systems (e.g., dispensing, administration, effects monitoring) to manage patient healthcare needs.	<b>50.6% (1267)</b>	43.6% (1092)	3.8% (96)	1.3% (32)	0.7% (18)
19. Design strategies to manage chronic disease and improve health and wellness.	<b>51.4% (1287)</b>	43.9% (1099)	3.1% (78)	1.1% (27)	0.6% (14)

20. Assess the health needs of a given patient population.	<b>48.0%</b> <b>(1202)</b>	45.0% (1127)	5.1% (128)	1.3% (32)	0.6% (16)
21. Provide patient-centered care based on evidence-based best practices.	<b>55.4%</b> <b>(1387)</b>	41.0% (1026)	2.0% (50)	1.0% (26)	0.6% (16)

**Domain 3: Approach to Practice and Care**

	<b>Strongly Agree</b>	<b>Agree</b>	<b>Disagree</b>	<b>Strongly Disagree</b>	<b>Unable to Comment</b>
22. Design, implement and evaluate viable solutions to patient care problems.	46.2% (1157)	<b>47.6%</b> <b>(1192)</b>	4.6% (115)	1.0% (24)	0.7% (17)
23. Use effective strategies to educate patients, healthcare professionals and caregivers to improve patient care.	<b>52.1%</b> <b>(1304)</b>	43.3% (1084)	3.2% (81)	1.0% (25)	0.4% (11)
24. Advocate for the patient's best interest.	<b>54.6%</b> <b>(1367)</b>	40.0% (1002)	3.3% (82)	1.3% (32)	0.9% (22)
25. Engage as a member of an interprofessional healthcare team.	<b>54.1%</b> <b>(1355)</b>	39.7% (994)	4.4% (110)	1.2% (29)	0.7% (17)
26. Identify cultural disparities in healthcare.	43.1% (1080)	<b>44.3%</b> <b>(1110)</b>	8.8% (220)	2.3% (57)	1.5% (38)
27. Recognize and address cultural disparities in access to and delivery of healthcare.	42.3% (1060)	<b>43.5%</b> <b>(1090)</b>	9.9% (247)	2.5% (63)	1.8% (45)
28. Effectively communicate (verbal, non-verbal, written) when interacting with individuals, groups and organizations.	<b>52.0%</b> <b>(1303)</b>	42.5% (1065)	3.5% (87)	1.4% (36)	0.6% (14)

**Domain 4: Personal and Professional Development**

	<b>Strongly Agree</b>	<b>Agree</b>	<b>Disagree</b>	<b>Strongly Disagree</b>	<b>Unable to Comment</b>
29. Examine and reflect on how my behavior and choices affect my personal and professional growth.	<b>52.1%</b> <b>(1306)</b>	40.0% (1002)	5.4% (135)	1.7% (42)	0.8% (20)
30. Accept responsibility for creating and achieving shared goals.	<b>52.2%</b> <b>(1307)</b>	41.6% (1041)	4.1% (103)	1.5% (38)	0.6% (16)
31. Develop new ideas and approaches to practice.	42.8% (1072)	<b>44.6%</b> <b>(1117)</b>	9.5% (239)	2.0% (50)	1.1% (27)
32. Act in a manner consistent with the trust given to pharmacists by patients, other healthcare providers and society.	<b>59.8%</b> <b>(1499)</b>	36.5% (915)	1.6% (41)	1.4% (35)	0.6% (15)

### Section III: General Impressions

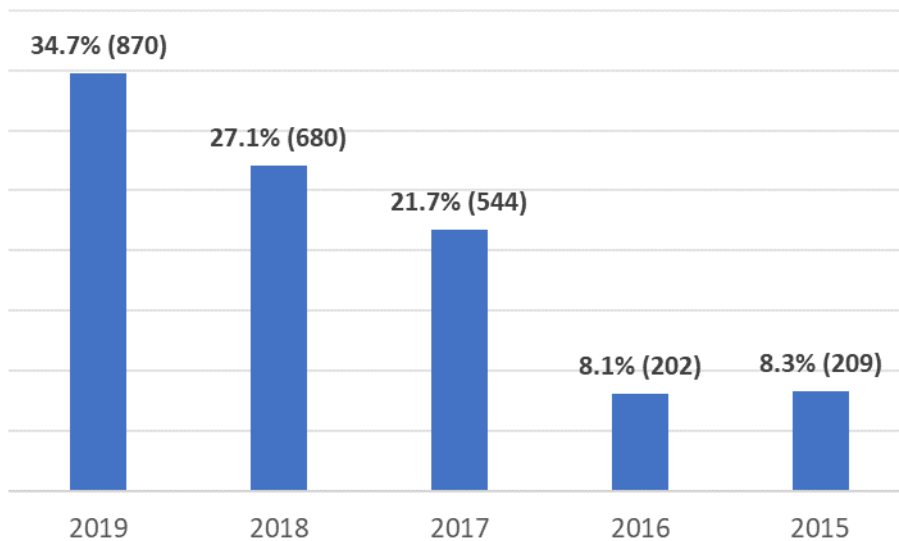
Please indicate the degree to which you agree or disagree with each statement.

	Strongly Agree	Agree	Disagree	Strongly Disagree	Unable to Comment
33. If I were starting my education over today, I would choose pharmacy as a career.	28.5% (713)	<b>35.0% (877)</b>	20.7% (518)	12.7% (319)	3.1% (78)
34. If I were starting my education over today, I would choose the same college/school of pharmacy.	<b>46.2% (1157)</b>	34.6% (867)	8.1% (204)	7.9% (199)	3.1% (78)
35. I received a high quality pharmacy education.	<b>53.0% (1327)</b>	38.0% (952)	4.9% (122)	2.6% (66)	1.5% (38)

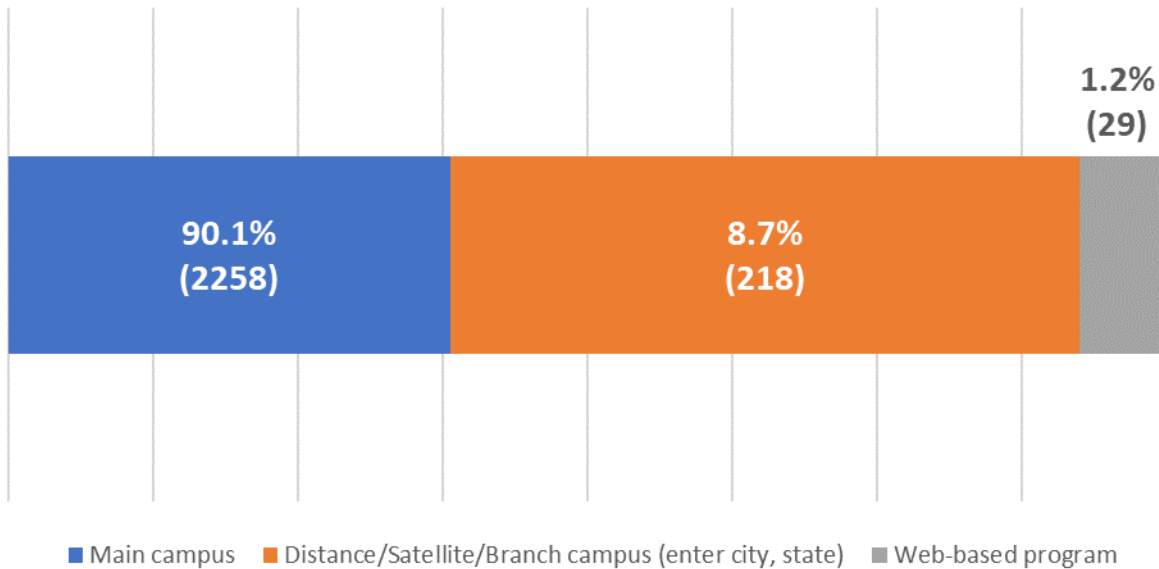
Question 36 is an open-ended comment question and not included in this report

### Section IV: Demographic Questions

#### 37. Year of Graduation:



**38. Please check the option below that best describes the learning environment in which you were enrolled:**



**39. In addition to receiving your Pharm.D. degree, have you completed or are you currently pursuing any type of postgraduate education/training?**

	Response Percent	Response Total
Yes	40.6%	1018
No	59.4%	1487

**40. If the answer to Question #39 above is "Yes"; please check all that apply.**

	Response Percent	Response Total
Master's; please specify type:	N/A	201
Other Professional Doctorate (JD, M.D., D.D.S.)	N/A	15
Ph.D.	N/A	22
Residency in Pharmacy Practice (any type)	N/A	718
Specialty Residency (e.g., Drug Information, Pediatric, Primary care)	N/A	268
Fellowship	N/A	94
Other; please specify type:	N/A	81

**41. What is your level of involvement with the school or college?**

	Response Percent	Response Total
None	30.7%	769
Minimal	42.1%	1055
Moderate	20.2%	507
Heavy	6.9%	174

**42. To what extent are you employed in pharmacy? (Check all that apply)**

	<b>Response Percent</b>	<b>Response Total</b>
Part-time	N/A	286
Full time (35 hrs & above)	N/A	2024
Not currently practicing	N/A	177
No longer in pharmacy profession	N/A	25
Student (post graduate education/training)	N/A	149

**43. In which state are you primarily practicing?\***

	<b>Response Percent</b>	<b>Response Total</b>
NOT APPLICABLE	5.8%	144
No Response	1.0%	25
Alabama (AL)	0.5%	12
Alaska (AK)	0.5%	13
American Samoa	0%	0
Arizona (AZ)	1.6%	40
Arkansas (AR)	2.1%	52
California (CA)	14.9%	369
Colorado (CO)	1.0%	25
Connecticut (CT)	1.8%	45
Delaware (DE)	0.1%	3
Dist. of Columbia (DC)	0.3%	7
Florida (FL)	1.5%	38
Georgia (GA)	2.1%	51
Guam	0%	0
Hawaii (HI)	0.2%	6
Idaho (ID)	0.5%	13
Illinois (IL)	2.9%	73
Indiana (IN)	1.5%	38
Iowa (IA)	0.7%	18
Kansas (KS)	2.1%	53
Kentucky (KY)	0.9%	22
Louisiana (LA)	1.4%	35
Maine (ME)	0.5%	12
Maryland (MD)	0.8%	20
Massachusetts (MA)	4.2%	104
Michigan (MI)	3.3%	81
Midway Islands	0%	0
Minnesota (MN)	0.8%	20
Mississippi (MS)	0.4%	11
Missouri (MO)	1.7%	42
Montana (MT)	2.5%	61
Nebraska (NE)	1.0%	24
Nevada (NV)	0.4%	9
New Hampshire (NH)	0.5%	12
New Jersey (NJ)	1.7%	41



2020 Alumni Survey

New Mexico (NM)	2.4%	60
New York (NY)	6.2%	154
North Carolina (NC)	2.3%	56
North Dakota (ND)	0.2%	5
Ohio (OH)	3.9%	97
Oklahoma (OK)	0.3%	7
Oregon (OR)	1.8%	44
Pennsylvania (PA)	2.2%	54
Puerto Rico	0%	0
Rhode Island (RI)	0.5%	12
South Carolina (SC)	1.4%	35
South Dakota (SD)	0.1%	3
Tennessee (TN)	3.9%	97
Texas (TX)	6.8%	168
Utah (UT)	1.7%	43
Vermont (VT)	0.0%	1
Virgin Islands	0.1%	2
Virginia (VA)	2.8%	69
Wake Islands	0%	0
Washington (WA)	1.6%	40
West Virginia (WV)	0.6%	15
Wisconsin (WI)	1.0%	24
Wyoming (WY)	0%	0

**44. In what type of setting are you primarily practicing or employed?**

	<b>Response Percent</b>	<b>Response Total</b>
Chain community pharmacy	N/A	794
Independent community pharmacy	N/A	258
Hospital	N/A	886
Clinic-based pharmacy	N/A	285
Consultant	N/A	66
Home care	N/A	16
Nursing home/Long-term care facility	N/A	73
Academia	N/A	116
Association management	N/A	7
Pharmaceutical industry	N/A	127
Managed care	N/A	72
Government or regulatory agency	N/A	84
Other Pharmacy Related Field; please specify:	N/A	140
Non-Pharmacy related field; please specify:	N/A	14
Not currently employed	N/A	127

**45. In which pharmacy organizations are you currently a member? (Check all that apply)**

	Response Percent	Response Total
APhA	N/A	854
ASHP	N/A	710
AMCP	N/A	58
AACP	N/A	66
ACCP	N/A	245
ASCP	N/A	30
NCPA	N/A	75
State Pharmacy Association	N/A	694
Other; please specify:	N/A	250
None	N/A	888

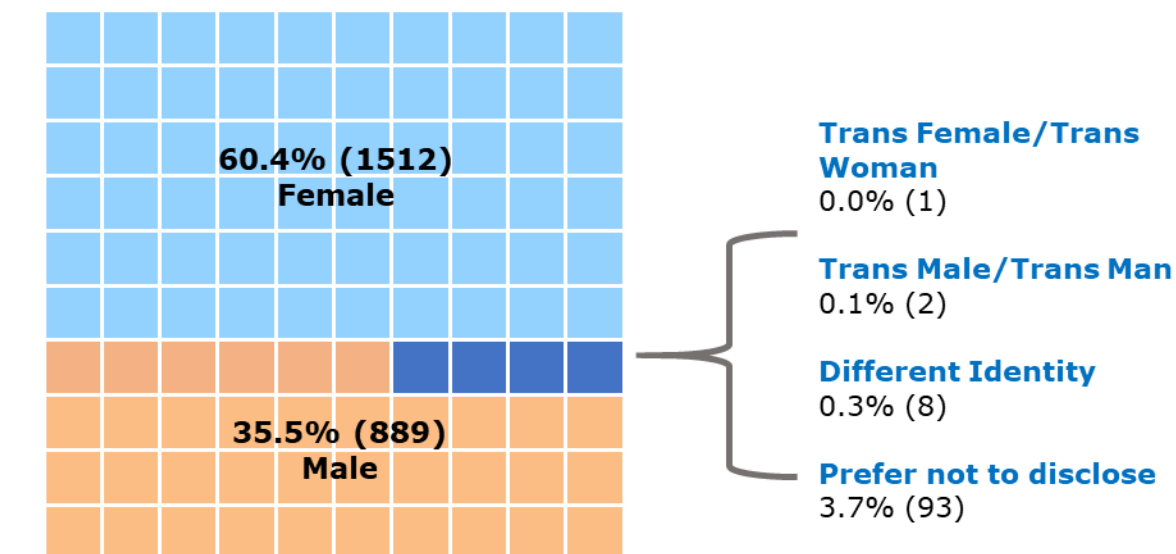
**46. In the pharmacy organization with which you are most engaged, how would you assess your level of involvement?**

	Response Percent	Response Total
Minimal (occasionally attend meetings)	74.3%	1202
Moderate (regularly attend meetings, occasionally serve on committees)	16.3%	264
Heavy (regularly serve on committees and/or serve as an officer)	9.3%	151

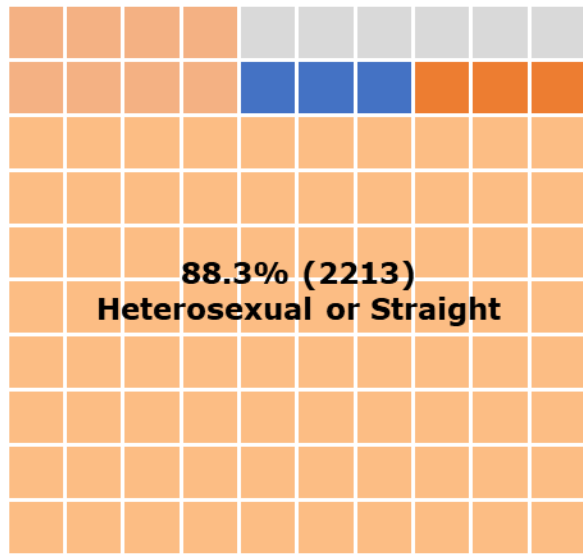
**47. Are you currently serving, or have you served in the past as a preceptor for any pharmacy students?**

	Response Percent	Response Total
Yes	40.2%	1007
No	59.8%	1498

**48(a). How do you describe yourself?**



**48(b). Do you consider yourself to be:**



**Prefer not to disclose**

6.9% (173)

**Gay or Lesbian**

3.2% (80)

**Bisexual**

0.9% (22)

**Not listed above**

0.7% (17)