

American Association of Colleges of Pharmacy Graduating Student Survey

2024 National Summary Report

August 2024

© 2024 American Association of Colleges of Pharmacy.

About the AACP Curriculum Quality Surveys

The Graduating Student, Alumni, Preceptor, and Faculty surveys were first released in 2007. These surveys were based on the Accreditation Council of Pharmacy Education's (ACPE) 2007 Standards with the intention of gathering continuous improvement data for the colleges and schools of pharmacy.

In spring 2015, the AACP Institutional Research and Assessment Committee (IRAC), AACP staff, and ACPE staff revised these curriculum quality perception surveys to accommodate changes with the release of ACPE's 2016 Standards. In 2018, IRAC decided to move the demographic questions on three of the curriculum quality surveys (Graduating Student, Preceptor, and Alumni) to the end of the survey instrument. The Faculty demographic question section was already at the end of the survey instrument.

In 2021, IRAC decided to expand the demographic questions to include additional questions on race, ethnicity, English language proficiency, and first-generation student status. In addition, a few questions were added related to awareness of student loan repayment programs. The 2022 results reflect the first administration of these revised surveys.

2024 Administration

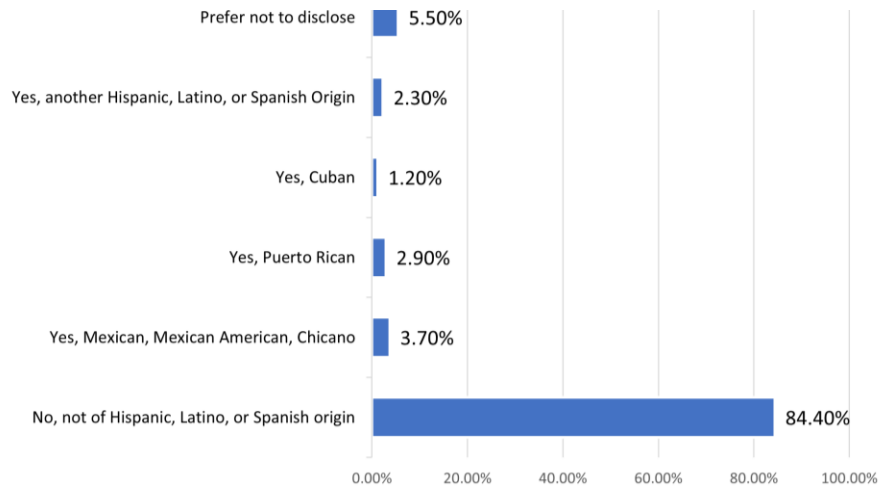
The Graduating Student Survey became available for online access in the AACP Survey System on February 26, 2024. As of August 2024, 137 colleges and schools of pharmacy that graduated students in 2024 administered the survey to their students. A total of eleven thousand, two-hundred and forty-eight (11,248) graduating students were invited to complete the survey. Eight thousand and five-hundred and seventy-four (8,574) graduating students submitted the survey for a total response rate of over seventy six percent (76.2%). Response rates per school ranged from over 15 percent (15.4%) to 100 percent. For more information regarding this summary report or the administration of the survey, please contact the Office of Institutional Research & Effectiveness at data@aacp.org.

2024 Highlights

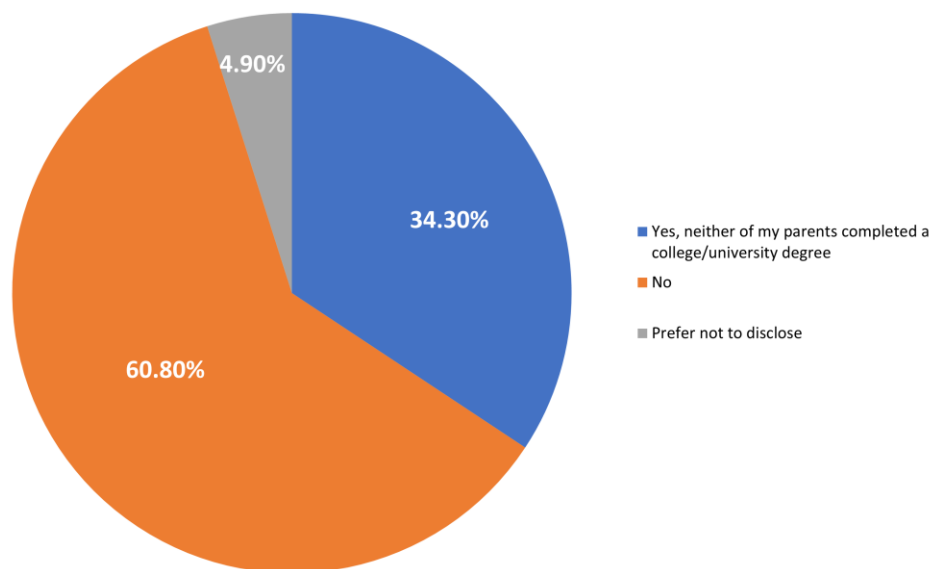
Demographics

2024 was the third year AACCP administered a revised demographics section, including new questions on race, ethnicity, first-generation student status, and English language proficiency. Some demographic highlights are provided below:

81. Are you of Hispanic, Latino, or Spanish origin?



83. Do you identify as a first-generation student?



The Student Experience

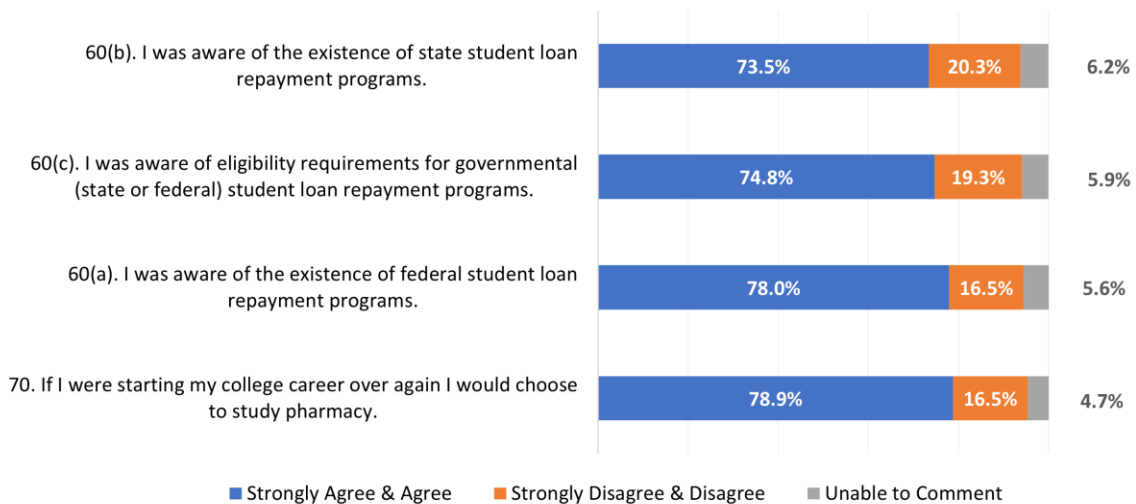
The questions with the highest level of agreement included questions 55, 22, and 38:

The statements that graduating students agreed with the most were:



The questions with the highest level of disagreement included questions 60(b), 60(c), 60(a), and 70:

The statements that graduating students disagreed with the most were:



2024 Graduating Student Survey National Summary Report

Total number of schools: 137 (67 public, 70 private)
Total number of responses: 8,574
Response Rate: 76.2%

Section I: Required Interprofessional Education

1. What required curricular activities (didactic or experiential) did you participate in where you had the opportunity to learn with other health professions students? (Check all that apply).

	Response Percent	Response Total
Lectures	N/A	5898
Patient-centered case problems	N/A	7133
Clinical simulations	N/A	6411
Active engagement with patients	N/A	5229
Community projects, service learning	N/A	4505
Team skills training	N/A	4974
Online coursework	N/A	4977
Clinical Labs	N/A	3848
IPPE	N/A	6547
APPE	N/A	7775
Research or Capstone projects	N/A	2608
Other	N/A	131
Did not participate in any required interprofessional education activities	N/A	16

2. With which other professions students have you had the opportunity to participate or interact in required educational activities as indicated above? (Check all that apply).

	Response Percent	Response Total
Dentistry	N/A	2776
Nursing	N/A	7065
Occupational therapy	N/A	3092
Osteopathic medicine (DO)	N/A	3302
Allopathic medicine (MD)	N/A	4528
Physical therapy	N/A	4247
Physician assistant	N/A	4851
Psychology	N/A	1171
Public health	N/A	2049
Social work	N/A	3960
Veterinary medicine	N/A	652
Other	N/A	515
Did not participate in any required interprofessional education activities	N/A	94

Please indicate the degree to which you agree or disagree with the statement below.

	Strongly Agree	Agree	Disagree	Strongly Disagree	Unable to Comment
3. The learning experience with other professions students helped me gain a better understanding of how to be part of a multi-disciplinary team to improve patient outcomes.	45.7% (3920)	48.8% (4183)	2.8% (241)	1.5% (128)	1.2% (102)

Section II: Professional Competencies/Outcomes/Curriculum

The Pharm.D. Program prepared me to...

Domain 1: Foundational Knowledge

	Strongly Agree	Agree	Disagree	Strongly Disagree	Unable to Comment
4. Apply knowledge from the foundational pharmaceutical and biomedical sciences to the provision of patient care.	49.6% (4249)	47.9% (4106)	1.7% (144)	0.4% (32)	0.5% (43)
5. Apply knowledge from the clinical sciences to the provision of patient care.	53.1% (4552)	44.9% (3852)	1.2% (103)	0.3% (28)	0.5% (39)
6. Evaluate scientific literature.	46.1% (3951)	49.3% (4228)	3.4% (291)	0.7% (64)	0.5% (40)

Domain 2: Essentials for Practice

	Strongly Agree	Agree	Disagree	Strongly Disagree	Unable to Comment
7. Provide medication expertise as part of patient-centered care.	55.2% (4731)	42.9% (3676)	1.2% (107)	0.3% (26)	0.4% (34)
8. Optimize the safety and efficacy of medication use systems (e.g., dispensing, administration, effects monitoring) to manage patient healthcare needs.	52.3% (4486)	45.1% (3863)	1.8% (155)	0.4% (35)	0.4% (35)
9. Design strategies to manage chronic disease and improve health and wellness.	53.2% (4561)	44.5% (3814)	1.4% (122)	0.4% (31)	0.5% (46)
10. Assess the health needs of a given patient population.	48.3% (4141)	48.2% (4135)	2.4% (210)	0.4% (35)	0.6% (53)
11. Provide patient-centered care based on evidence-based best practices.	56.7% (4860)	41.4% (3550)	1.2% (101)	0.3% (29)	0.4% (34)

Domain 3: Approach to Practice and Care

	Strongly Agree	Agree	Disagree	Strongly Disagree	Unable to Comment
12. Design, implement and evaluate viable solutions to patient care problems.	49.3% (4223)	48.3% (4140)	1.6% (139)	0.3% (29)	0.5% (43)
13. Use effective strategies to educate patients, healthcare professionals and caregivers to improve patient care.	53.2% (4565)	44.6% (3826)	1.4% (122)	0.3% (29)	0.4% (32)
14. Advocate for the patient best interest.	54.6% (4679)	42.0% (3603)	2.2% (192)	0.4% (35)	0.8% (65)
15. Engage as a member of an interprofessional healthcare team.	53.6% (4594)	43.4% (3717)	2.1% (181)	0.5% (39)	0.5% (43)
16. Identify cultural disparities in healthcare.	45.9% (3938)	48.0% (4117)	4.2% (364)	0.9% (73)	1.0% (82)
17. Recognize and address cultural disparities in access to and delivery of healthcare.	45.3% (3886)	47.9% (4104)	4.9% (417)	0.9% (77)	1.0% (90)
18. Effectively communicate (verbal, non-verbal, written) when interacting with individuals, groups and organizations.	53.9% (4623)	43.4% (3720)	1.8% (158)	0.4% (36)	0.4% (37)

Domain 4: Personal and Professional Development

	Strongly Agree	Agree	Disagree	Strongly Disagree	Unable to Comment
19. Examine and reflect on how my behavior and choices affect my personal and professional growth.	53.3% (4571)	42.9% (3681)	2.4% (202)	0.6% (54)	0.8% (66)
20. Accept responsibility for creating and achieving shared goals.	53.4% (4581)	43.7% (3744)	1.6% (141)	0.5% (42)	0.8% (66)
21. Develop new ideas and approaches to practice.	45.1% (3867)	47.7% (4091)	5.0% (431)	0.9% (76)	1.3% (109)
22. Act in a manner consistent with the trust given to pharmacists by patients, other healthcare providers and society.	57.7% (4945)	40.5% (3474)	0.8% (70)	0.4% (35)	0.6% (50)

The following statements refer to the curriculum of the Doctor of Pharmacy program at your college/school of pharmacy and/or your experiences with the curriculum.

	Strongly Agree	Agree	Disagree	Strongly Disagree	Unable to Comment
23. I developed the skills needed to prepare me for continuous professional development and self-directed life-long learning.	55.0% (4717)	42.2% (3621)	1.7% (150)	0.5% (39)	0.5% (47)
24. I was provided opportunities to engage in active learning (e.g., laboratories, recitations, student portfolios, problem-based learning, in-class activities).	57.7% (4944)	40.1% (3437)	1.3% (114)	0.4% (36)	0.5% (43)
25. Elective didactic courses permitted exploration of and/or advanced study in areas of professional interest.	51.6% (4425)	42.4% (3633)	3.9% (336)	1.2% (103)	0.9% (77)

Section III: Pharmacy Practice Experiences

The following statements refer to your introductory pharmacy practice experiences. Introductory pharmacy practice experiences include any rotations that occur prior to the final professional year in the curriculum and may include activities such as shadowing of practitioners, interviews with real patients, and/or service learning. Please indicate the degree to which you agree or disagree with each statement.

	Strongly Agree	Agree	Disagree	Strongly Disagree	Unable to Comment
26. My introductory pharmacy practice experiences were valuable in helping me to prepare for my advanced pharmacy practice experiences.	38.6% (3309)	49.6% (4255)	8.7% (747)	2.4% (205)	0.7% (58)
27. My introductory pharmacy practice experiences permitted my involvement in direct patient care responsibilities in both community and institutional settings.	39.6% (3394)	50.3% (4309)	7.5% (640)	2.0% (172)	0.7% (59)
28. My introductory pharmacy practice experiences were of high quality.	36.4% (3124)	49.7% (4257)	10.0% (858)	2.8% (238)	1.1% (97)

The following statements refer to your advanced pharmacy practice experiences. Advanced pharmacy practice experiences form the core of the final professional year of the curriculum. Please indicate the degree to which you agree or disagree with each statement.

	Strongly Agree	Agree	Disagree	Strongly Disagree	Unable to Comment
29. In the community pharmacy setting, I was able to engage in direct patient care.	58.7% (5032)	36.8% (3152)	2.9% (246)	1.0% (85)	0.7% (59)
30. In the ambulatory care setting, I was able to engage in direct patient care.	66.0% (5657)	30.4% (2606)	1.9% (161)	0.7% (64)	1.0% (86)
31. In the hospital or health-system pharmacy setting, I was able to engage in direct patient care.	56.2% (4815)	37.3% (3202)	4.4% (374)	1.3% (112)	0.8% (71)
32. In the inpatient/acute care setting, I was able to engage in direct patient care.	61.1% (5240)	35.1% (3012)	2.3% (194)	0.6% (55)	0.9% (73)
33. The need for continuity of care (e.g., acute, chronic and wellness promoting patient care services) in outpatient and inpatient settings was emphasized in the advanced pharmacy practice experiences.	56.7% (4865)	39.8% (3410)	2.2% (186)	0.4% (33)	0.9% (80)
34. The variety of the available advanced pharmacy practice experience electives met my needs as a student.	53.7% (4600)	39.2% (3358)	4.7% (400)	1.9% (162)	0.6% (54)
35. I was academically prepared to enter my advanced pharmacy practice experiences.	46.2% (3964)	46.9% (4020)	5.0% (430)	1.1% (93)	0.8% (67)
36. My advanced pharmacy practice experiences were of high quality.	54.0% (4629)	41.6% (3564)	3.0% (256)	0.7% (58)	0.8% (67)

The following statements refer to your overall (both introductory and advanced) advanced pharmacy practice experiences. Please indicate the degree to which you agree or disagree with each statement.

	Strongly Agree	Agree	Disagree	Strongly Disagree	Unable to Comment
37. My pharmacy practice experiences allowed me to have direct interaction with diverse patient populations (e.g., age, gender, socioeconomic, ethnic and/or cultural background, disease states, etc.).	60.1% (5149)	38.0% (3259)	1.1% (92)	0.3% (26)	0.6% (48)
38. My pharmacy practice experiences allowed me to collaborate with other health care professionals.	61.0% (5226)	37.2% (3193)	1.0% (88)	0.3% (29)	0.4% (38)

Section IV: Student Services

Please indicate the degree to which you agree or disagree with the following statements regarding student services.

	Strongly Agree	Agree	Disagree	Strongly Disagree	Did Not Utilize
39. College/school provided access to academic advising.	46.7% (4003)	44.4% (3803)	3.2% (278)	1.0% (84)	4.7% (406)
40. College/school provided access to guidance on career planning.	38.2% (3274)	45.3% (3885)	8.1% (692)	2.2% (189)	6.2% (534)
41. College/school provided access to accommodation services as defined by the Americans with Disabilities Act (ADA).	37.8% (3241)	33.2% (2849)	1.1% (98)	0.5% (44)	27.3% (2342)
42. College/school provided access to financial aid advising.	37.3% (3195)	44.4% (3804)	6.3% (540)	2.1% (180)	10.0% (855)
43. College/school provided access to student health and wellness services (e.g., immunizations, counseling services, campus pharmacy, primary care clinics, etc.).	44.8% (3845)	44.1% (3781)	3.0% (258)	1.4% (116)	6.7% (574)

Section V: The Student Experience

Please consider each of the following statements with regard to your experience as a student of the college/school of pharmacy. Please indicate the degree to which you agree or disagree with each statement.

	Strongly Agree	Agree	Disagree	Strongly Disagree	Unable to Comment
44. The college/school of pharmacy provided timely information about news, events and important matters within the college/school of pharmacy.	40.9% (3507)	49.5% (4240)	6.5% (559)	2.1% (178)	1.0% (90)
45. Information was made available to me about additional educational opportunities (e.g., residencies, fellowships, graduate school).	46.0% (3945)	46.9% (4018)	4.6% (392)	1.6% (140)	0.9% (79)
46. The college/school's administration responded to problems and issues of concern to the student body.	33.3% (2854)	47.7% (4091)	11.0% (944)	4.7% (402)	3.3% (283)
47. I was aware of the process for raising issues with the college/school administration.	34.3% (2944)	48.1% (4120)	10.8% (922)	3.0% (258)	3.8% (330)

2024 Graduating Student Survey

	Strongly Agree	Agree	Disagree	Strongly Disagree	Unable to Comment
48. I was aware that student representatives served on college/school committees with responsibility for curriculum and other matters.	43.9% (3768)	48.8% (4183)	4.1% (351)	1.6% (141)	1.5% (131)
49. The college/school of pharmacy was welcoming to students with diverse backgrounds.	50.5% (4332)	43.2% (3700)	2.5% (218)	1.3% (110)	2.5% (214)
50. I know how to utilize college/school policies dealing with harassment and discrimination.	39.2% (3363)	46.9% (4025)	6.5% (554)	2.0% (171)	5.4% (461)
51. The college/school of pharmacy had processes to communicate student perspectives to the faculty or administration.	41.4% (3552)	48.3% (4142)	5.4% (464)	2.2% (190)	2.6% (226)
52. Faculty, administrators and staff served as positive role models for students.	45.9% (3934)	47.4% (4060)	3.6% (312)	1.7% (144)	1.4% (124)
53. Preceptors modeled professional attributes and behaviors.	48.6% (4170)	46.9% (4023)	2.5% (211)	1.0% (86)	1.0% (84)
54. Preceptors provided me with individualized instruction, guidance and evaluation.	49.9% (4276)	46.3% (3971)	2.2% (185)	0.9% (77)	0.8% (65)
55. I was aware of expected behaviors with respect to professional and academic conduct.	56.8% (4874)	41.6% (3571)	0.5% (42)	0.5% (42)	0.5% (45)
56. The college/school of pharmacy had an effective process to manage academic misconduct by students (e.g., plagiarism).	42.3% (3624)	42.5% (3641)	4.8% (409)	3.4% (288)	7.1% (612)
57. The college/school of pharmacy had an effective process to manage professional misconduct by students (e.g., repeated tardiness/absences, drug diversion).	41.0% (3516)	42.7% (3657)	5.3% (456)	3.5% (296)	7.6% (649)

2024 Graduating Student Survey

	Strongly Agree	Agree	Disagree	Strongly Disagree	Unable to Comment
58. The college/school's faculty and administration encouraged me to participate in regional, state or national pharmacy meetings.	43.2% (3707)	46.6% (3995)	5.8% (497)	1.8% (157)	2.5% (218)
59. The college/school of pharmacy was supportive of student professional organizations.	49.8% (4272)	45.0% (3862)	2.1% (180)	1.3% (110)	1.7% (150)
60. I was aware of opportunities to participate in research activities with faculty.	38.4% (3289)	45.5% (3905)	11.0% (946)	2.9% (251)	2.1% (183)
60(a). I was aware of the existence of federal student loan repayment programs.	34.1% (2920)	43.9% (3763)	12.2% (1042)	4.3% (372)	5.6% (477)
60(b). I was aware of the existence of state student loan repayment programs.	31.9% (2739)	41.6% (3566)	15.4% (1319)	4.9% (421)	6.2% (529)
60(c). I was aware of eligibility requirements for governmental (state or federal) student loan repayment programs.	32.5% (2790)	42.3% (3628)	14.4% (1233)	4.9% (420)	5.9% (503)

Section VI: Facilities, Experiential Sites and Educational Resources

The following statements refer to facilities, experiential sites and educational resources. Please indicate the degree to which you agree or disagree with each statement.

	Strongly Agree	Agree	Disagree	Strongly Disagree	Unable to Comment
61. My campus learning environment was safe.	53.5% (4588)	42.2% (3621)	2.3% (198)	0.9% (80)	1.0% (87)
62. The information technology resources provided by the college/school of pharmacy and/or elsewhere on campus were conducive to learning.	50.6% (4337)	44.5% (3812)	2.8% (244)	0.9% (77)	1.2% (104)
63. The classrooms in the college/school of pharmacy or elsewhere on campus were conducive to learning.	50.8% (4353)	43.7% (3748)	3.7% (313)	0.9% (81)	0.9% (79)
64. The laboratories and other non-classroom environments were conducive to learning.	51.5% (4418)	44.0% (3771)	2.4% (204)	0.7% (63)	1.4% (118)
65. The study areas in the college/school of pharmacy or elsewhere on campus were conducive to learning.	49.5% (4244)	43.7% (3743)	4.0% (339)	1.6% (137)	1.3% (111)
66. The common spaces such as lounges, lobbies or other areas for relaxation and socialization available in the college/school of pharmacy or elsewhere on campus met my needs.	47.3% (4055)	43.2% (3700)	5.9% (504)	2.2% (188)	1.5% (127)
67. Access to educational resources (e.g., library, electronic data bases) was conducive to learning.	55.7% (4776)	41.6% (3567)	1.4% (120)	0.7% (56)	0.6% (55)
68. During pharmacy practice experiences, access to educational resources (e.g., library, electronic data bases) was conducive to learning.	56.9% (4878)	40.9% (3505)	1.1% (97)	0.6% (48)	0.5% (46)

Section VII: Overall Impressions

These statements refer to your overall impressions of the college/school and the profession of pharmacy. Please indicate the degree to which you agree or disagree with each statement.

	Strongly Agree	Agree	Disagree	Strongly Disagree	Unable to Comment
69. I am prepared to enter pharmacy practice.	43.3% (3713)	51.1% (4378)	3.7% (317)	0.6% (50)	1.4% (116)
70. If I were starting my college career over again I would choose to study pharmacy.	37.4% (3204)	41.5% (3557)	11.6% (995)	4.9% (416)	4.7% (402)
71. If I were starting my pharmacy program over again I would choose the same college/school of pharmacy. (If you select disagree or strongly disagree please indicate the reason why in the comment box at the end of this section.)	41.9% (3594)	41.5% (3558)	7.6% (649)	5.0% (431)	4.0% (342)

Question 72 is an open-ended comment question and not included in this report.

Section VIII: Demographic Information

73. Which of the following choice(s) describes the primary area of your paid outside work experiences while in the college/school?

	Response Percent	Response Total
Community pharmacy	N/A	5655
Institutional pharmacy	N/A	2785
Other pharmacy related	N/A	857
Non-pharmacy related	N/A	557
I did not work	N/A	993

74. If you had paid employment please indicate the approximate number of hours you worked per week.

	Response Percent	Response Total
Less than 10 hours	31.0%	2351
10 to 14 hours	31.2%	2362
15 to 19 hours	21.1%	1600
20 to 29 hours	10.1%	765
30 or more hours	4.4%	333
No answer	2.2%	170

75. Please indicate any college degrees you had earned prior to entering the Doctor of Pharmacy program. (Check all that apply)

	Response Percent	Response Total
Did not have a degree prior to entering program	N/A	2931
Associate's	N/A	1134
B.S., B.A. or Other Bachelor's	N/A	4818
Master's; please specify type:	N/A	253
JD or Other Law	N/A	3
Ph.D.	N/A	13
M.D., D.D.S. or other Professional Doctorate	N/A	21
Other Doctorate	N/A	18

76(a). What are your current plans for primary employment upon your graduation from the college/school of pharmacy? (Check all that apply)

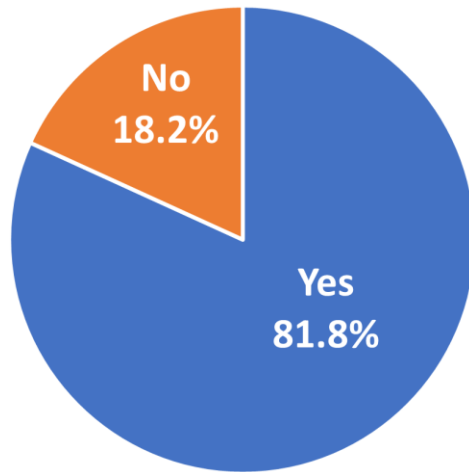
	Response Percent	Response Total
Chain community pharmacy	N/A	3281
Independent community pharmacy	N/A	1539
Hospital	N/A	4263
Clinic-based pharmacy	N/A	1597
Consultant	N/A	410
Home care	N/A	163
Nursing home/Long-term care facility	N/A	406
Academia	N/A	534
Association management	N/A	74
Pharmaceutical industry	N/A	1116
Managed Care	N/A	530
Government or regulatory agency	N/A	478
Other Pharmacy Related Field; please specify:	N/A	468
Non-pharmacy related field; please specify:	N/A	50
No plans for employment in the coming year	N/A	168

76(b). What are your current plans upon your graduation from the college/school of pharmacy? (Check all that apply)

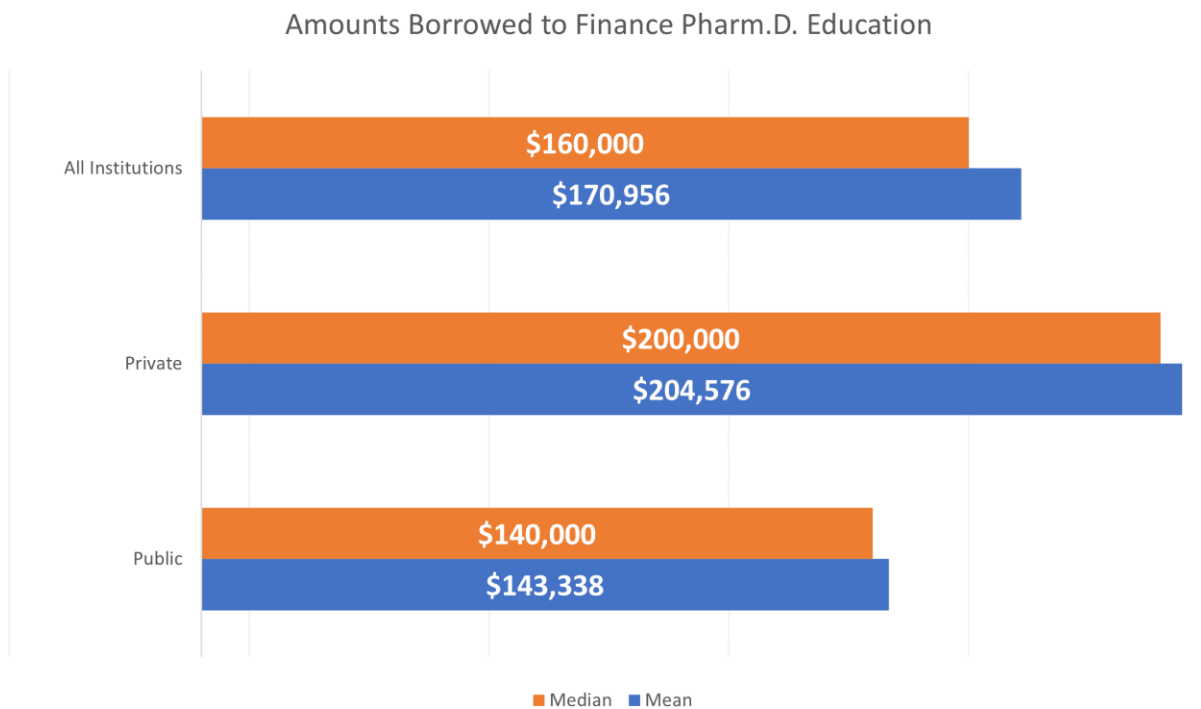
	Response Percent	Response Total
Pharmacy Residency Program	N/A	3336
Pharmacy Ph.D. Program	N/A	273
Master's; please specify type:	N/A	292
JD or Other Law Program	N/A	45
Other Health Professions (MD, DDS, DVM, etc.)	N/A	81
Non-Pharmacy Ph.D. Program	N/A	33
Fellowship	N/A	537
No plans for further education in the coming year	N/A	4246

77. Have you borrowed money to help pay for your college expenses in the Pharm.D. degree program?

	Response Percent	Response Total
Yes	81.8%	7017
No	18.2%	1557



78. If you borrowed to help pay for your college expenses in the Pharm.D. degree program, please estimate how much you will owe at date of graduation:



79(a). How do you describe yourself?

	Response Percent	Response Total
Female	66.0%	5656
Trans Female/Trans Woman	0.1%	10
Male	30.0%	2572
Trans Male/Trans Man	0.1%	5
Other not listed above	0.2%	17
Prefer not to disclose	3.7%	314

79(b). Do you consider yourself to be:

	Response Percent	Response Total
Heterosexual or Straight	85.9%	7367
Gay or Lesbian	2.6%	221
Bisexual	3.6%	307
Other not listed above	0.7%	59
Prefer not to disclose	7.2%	620

80. Age

	Response Percent	Response Total
25 or under	45.0%	3856
26 - 30	39.2%	3358
31 - 35	7.9%	677
36 - 40	2.5%	214
41 - 45	1.4%	124
46 - 50	0.5%	39
51 or above	0.3%	26
Prefer not to disclose	3.3%	280

81. Are you of Hispanic, Latino, or Spanish origin?

	Response Percent	Response Total
No, not of Hispanic, Latino, or Spanish origin	84.4%	7236
Yes, Mexican, Mexican American, Chicano	3.7%	317
Yes, Puerto Rican	2.9%	249
Yes, Cuban	1.2%	103
Yes, another Hispanic, Latino, or Spanish Origin	2.3%	201
Prefer not to disclose	5.5%	468

82. I identify as (check all that apply):

	Response Percent	Response Total
American Indian or Alaska Native	1.0%	89
Asian	26.3%	2254
Black or African American	9.0%	772
Middle Eastern or North African	5.5%	472
Native Hawaiian or Other Pacific Islander	0.6%	52
White	52.3%	4484
Other not listed above	2.0%	168
Prefer not to disclose	7.7%	658

a. Respondents were able to select multiple options; therefore, percentages do not represent mutually exclusive answer choices and may not total to 100%.

83. Do you identify as a first-generation student?

	Response Percent	Response Total
Yes, neither of my parents completed a college/university degree	34.3%	2938
No	60.8%	5217
Prefer not to disclose	4.9%	419

84. Which is the language you know best?

	Response Percent	Response Total
English	87.7%	7519
Other	8.7%	749
Prefer not to disclose	3.6%	306

85. How would you describe your English Language Proficiency?

	Response Percent	Response Total
Native	73.2%	6280
Advanced	19.7%	1690
Intermediate	3.2%	273
Beginner	0.2%	15
Prefer not to disclose	3.7%	316