

American Association of  
**Colleges of Pharmacy**  
*Discover • Learn • Care • Improve Health*

**AACP**



# **American Association of College of Pharmacy Preceptor Survey**

## **2014 National Summary Report**

September 2014

© 2014 American Association of Colleges of Pharmacy.

## About the AACCP Curriculum Quality Surveys

Graduating Student, Alumni, and Faculty surveys were initiated and designed by the American Association of Colleges of Pharmacy/Accreditation Council for Pharmacy Education Task Force on Assessment and Accreditation in 2002. These quality perception surveys were intended to gather information on program issues and curriculum quality. With the release of ACPE's Standards 2007, the AACCP Institutional Research and Assessment Committee (IRAC), AACCP staff, and an external consultant revised the three surveys and created a Preceptor survey. The purpose of the revised surveys is to help member colleges and schools gather data for both continuous program improvement and accountability (accreditation) purposes.

## 2014 Administration

The Preceptor Survey was made available for online access in the AACCP Centralized Survey System on May 5, 2014. As of September 2014, 89 out of 131 (67.9%) colleges and schools of pharmacy administered the survey to their preceptors. A total of 33,756 preceptors were invited to complete the survey. Nine thousand and fifty (9,050) preceptors submitted the survey for a total response rate of nearly twenty-seven percent (26.8%). Response rates per school ranged from 3.0 percent to 78.9 percent. For more information regarding this summary report or the administration of the survey, please contact Danielle Taylor, associate director of institutional research and effectiveness ([dtaylor@aacp.org](mailto:dtaylor@aacp.org)).

## 2014 Highlights

### *Performance Evaluations*

In 2014 nearly 98 percent (97.5%) of preceptors strongly agreed or agreed that they knew the process for documenting and addressing student performance from their college/school of pharmacy; however, nearly 16 percent of preceptors (15.7%) disagreed or strongly disagreed that the criteria for evaluating the preceptor's performance were clear. In addition, over 21 percent (21.2%) of preceptors completing the survey strongly disagreed or disagreed that they received the results from student evaluations of their rotation.

Over 91 percent (91.3%) of preceptors strongly agreed or agreed that the assessment tools provided to them are suitable for measuring student performance.

### *Preceptor Workload*

The majority (71.7%) of preceptors reported precepting five or fewer students during the past academic year for the college/school of pharmacy for which they were completing the survey. Nearly 12 percent (11.8%) of preceptors reported precepting over ten students for the college/school of pharmacy. The majority (57.7%) of preceptors completing the survey precepted for two or more institutions during the prior academic year.

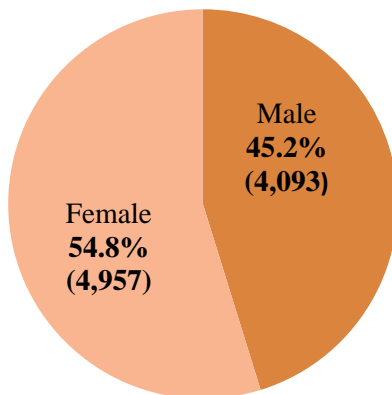
Over 97 percent (97.1%) of preceptors strongly agreed or agreed that the student-to-preceptor ratios at their sites were appropriate to maximize learning. Over 85 percent (85.3%) of preceptors completing the survey strongly agreed or agreed that they received needed support from their college/school's Office of Experiential Education.

## 2014 PRECEPTOR SURVEY SUMMARY REPORT - 2014

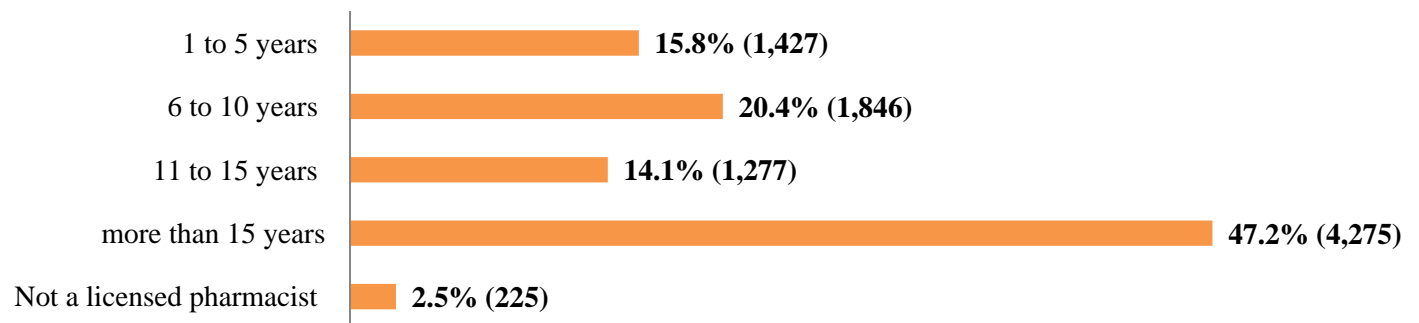
**Total number of schools: 89 (37 public, 52 private)**  
**Total number of responses: 9,050**  
**Total response rate: 26.8%**

### Section I: Demographic Questions

#### 1. Gender:



#### 2. Number of years as a licensed pharmacist:

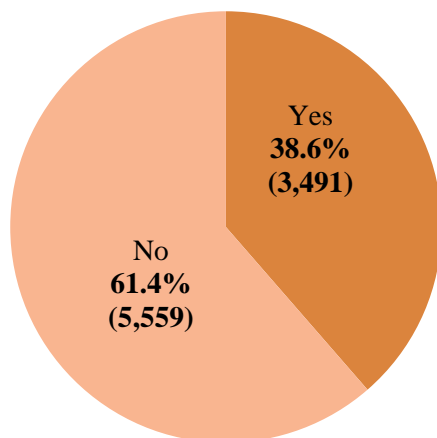


#### 3. My practice setting is best described as:

	Response Percent	Response Total
Acute care	27.8%	2519
Ambulatory care	12.0%	1083
Academia	4.1%	369
Community pharmacy	30.4%	2751
Drug information	0.9%	81
General medicine	3.6%	326
Industry	0.8%	70
Management	6.3%	568
Other	14.2%	1283

**4. I precept students in:**

	<b>Response Percent</b>	<b>Response Total</b>
<b>Introductory pharmacy practice experiences</b> (Introductory practice experiences occur prior to the final professional year of the curriculum and can include activities such as shadowing, interviewing patients, and service learning).	12.0%	1088
<b>Advanced pharmacy practice experiences.</b> (Advanced practice experiences should involve direct patient care and most commonly form the core of the final professional year of the curriculum)	36.6%	3315
<b>Both introductory and advanced pharmacy practice experiences</b>	51.3%	4647

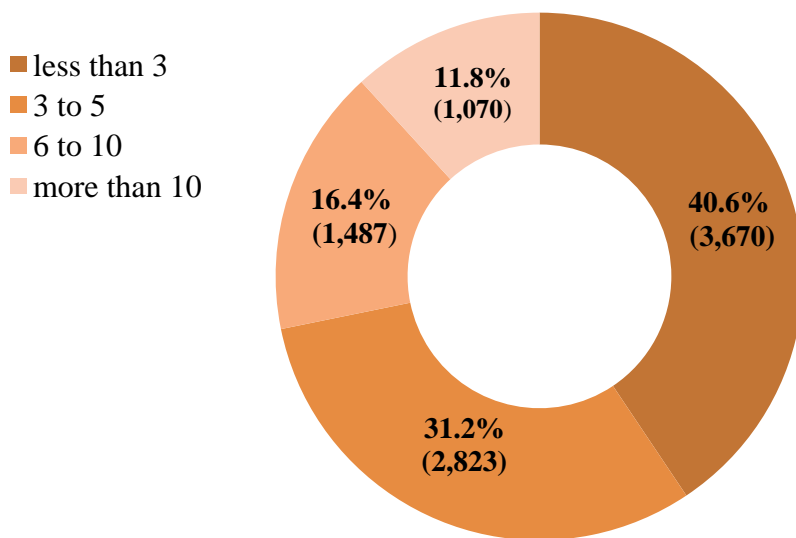
**5. Do you have certification or designation through your state board of pharmacy as a preceptor?****6. Degree/Postgraduate Training (check all that apply):**

	<b>Response Percent</b>	<b>Response Total</b>
B.S. Pharm	Multiple Answers Entered	3573
Pharm.D.	Multiple Answers Entered	6004
MBA	Multiple Answers Entered	362
Master's (other than MBA)	Multiple Answers Entered	617
Other professional Doctorate (JD, M.D., D.D.S.)	Multiple Answers Entered	86
Ph.D.	Multiple Answers Entered	136
Residency	Multiple Answers Entered	2344
Fellowship	Multiple Answers Entered	228
Other	Multiple Answers Entered	702

**7. Number of years serving as a preceptor for this college/school:**

	Response Percent	Response Total
less than 1 year	9.9%	899
1 to 3 years	32.2%	2917
4 to 6 years	23.4%	2118
7 to 10 years	14.0%	1267
more than 10 years	20.4%	1849

**8. Number of students directly precepted for this college/school over this past academic year:**



**9. I precept students from \_\_\_\_\_ college/school(s).**

	Response Percent	Response Total
1	42.3%	3828
2	27.0%	2447
3	15.6%	1411
more than 3	15.1%	1364

**10. If you precept students from 2 or more college/schools, have you completed this survey for another college/school?**

	Response Percent	Response Total
Yes	10.8%	973
No	51.8%	4685
Only precept students at one college/school	37.5%	3392

## Section II: Communication

Please indicate the degree to which you agree or disagree with each statement.

	Strongly Agree	Agree	Disagree	Strongly Disagree	Unable to Comment
11. I know the process for documenting and addressing student performance from the college/school.	<b>49.8%</b> (4507)	47.7% (4313)	1.4% (130)	0.3% (26)	0.8% (74)
12. I receive the results from students evaluations of my rotation.	34.1% (3087)	<b>37.9%</b> (3431)	15.6% (1416)	5.5% (500)	6.8% (616)
13. I know how to utilize the process that exists within the college/school to effectively manage academic misconduct (e.g., plagiarism) by students.	28.0% (2533)	<b>52.6%</b> (4761)	13.1% (1186)	1.5% (134)	4.8% (436)
14. I know how to utilize the process that exists within the college/school to effectively manage professional misconduct (e.g., repeated tardiness/absences, drug diversion) by students.	30.5% (2763)	<b>53.6%</b> (4855)	11.3% (1020)	1.3% (120)	3.2% (292)
15. I know how to utilize policies of the college/school that deal with harassment and discrimination.	27.4% (2484)	<b>51.2%</b> (4638)	14.9% (1347)	1.5% (136)	4.9% (445)
16. The criteria for my performance as a preceptor are commensurate with my responsibilities as defined by the college/school.	35.3% (3195)	<b>55.6%</b> (5029)	3.3% (297)	0.5% (42)	5.4% (487)
17. The criteria for evaluating my performance as a preceptor are clear.	30.4% (2747)	<b>49.6%</b> (4487)	13.6% (1234)	2.1% (189)	4.3% (393)

## Section III: Curriculum

Please indicate the degree to which you agree or disagree with each statement.

	Strongly Agree	Agree	Disagree	Strongly Disagree	Unable to Comment
18. The responsibilities of the student have been defined at my site.	<b>50.7%</b> (4586)	47.4% (4289)	1.4% (124)	0.2% (14)	0.4% (37)
19. The responsibilities as a preceptor have been defined at my site.	46.0% (4164)	<b>50.0%</b> (4527)	2.9% (264)	0.3% (31)	0.7% (64)

20. The objectives for my pharmacy practice experience have been defined at my site.	47.8% (4322)	<b>48.7%</b> <b>(4403)</b>	2.2% (199)	0.3% (23)	1.1% (103)
21. I use feedback about my site to make improvements to my student practice experience.	<b>48.4%</b> <b>(4383)</b>	41.0% (3711)	3.7% (331)	0.7% (65)	6.2% (560)
22. I am aware of the mechanism to provide feedback to the college/school regarding the Pharm.D. curriculum.	34.0% (3073)	<b>45.5%</b> <b>(4116)</b>	14.9% (1349)	2.5% (225)	3.2% (287)
23. Students at my site are encouraged to assume responsibility for their own learning.	<b>56.8%</b> <b>(5138)</b>	40.6% (3673)	1.8% (161)	0.3% (31)	0.5% (47)
24. The assessment tools provided to me for my site are suitable for measuring student performance.	38.3% (3467)	<b>53.0%</b> <b>(4798)</b>	6.0% (543)	1.2% (105)	1.5% (137)

### The Pharm.D. program prepares students to...

	Strongly Agree	Agree	Disagree	Strongly Disagree	Unable to Comment
25. develop and use patient-specific pharmacy care plans.	37.6% (3399)	<b>53.8%</b> <b>(4865)</b>	2.5% (230)	0.3% (30)	5.8% (526)
26. effectively manage a patient-centered pharmacy practice.	36.4% (3291)	<b>52.9%</b> <b>(4786)</b>	4.2% (378)	0.5% (49)	6.0% (546)
27. develop disease management programs.	31.5% (2850)	<b>52.4%</b> <b>(4740)</b>	6.1% (551)	0.5% (44)	9.6% (865)
28. manage the system of medication use.	33.8% (3060)	<b>55.1%</b> <b>(4988)</b>	4.1% (375)	0.4% (39)	6.5% (588)
29. promote the availability of health promotion and disease prevention initiatives.	34.3% (3108)	<b>54.9%</b> <b>(4972)</b>	2.9% (258)	0.3% (27)	7.6% (685)
30. communicate with patients, caregivers, and other members of the interprofessional health care team.	43.5% (3941)	<b>50.8%</b> <b>(4593)</b>	2.8% (252)	0.4% (34)	2.5% (230)
31. search the health sciences literature.	45.5% (4119)	<b>49.3%</b> <b>(4460)</b>	2.4% (217)	0.5% (48)	2.3% (206)
32. evaluate the health sciences literature.	39.4% (3568)	<b>52.9%</b> <b>(4787)</b>	3.9% (352)	0.8% (71)	3.0% (272)
33. demonstrate expertise in the area of informatics (resources, devices, and methods required to optimize the acquisition, storage, retrieval, and use of information in pharmacy and healthcare).	33.2% (3003)	<b>53.3%</b> <b>(4828)</b>	6.6% (594)	0.9% (83)	6.0% (542)

34. apply state and federal laws and regulations to the practice of pharmacy.	37.9% (3430)	<b>54.1%</b> <b>(4900)</b>	2.5% (228)	0.4% (36)	5.0% (456)
35. maintain professional competence.	45.0% (4076)	<b>50.9%</b> <b>(4609)</b>	1.4% (131)	0.4% (34)	2.2% (200)

### **Section IV: Resources/Support**

**Please indicate the degree to which you agree or disagree with each statement.**

	<b>Strongly Agree</b>	<b>Agree</b>	<b>Disagree</b>	<b>Strongly Disagree</b>	<b>Unable to Comment</b>
36. I have ongoing contact with the Office of Experiential Education.	32.2% (2914)	<b>51.6%</b> <b>(4668)</b>	10.6% (957)	1.4% (128)	4.2% (383)
37. I receive needed support from the Office of Experiential Education.	35.4% (3208)	<b>49.9%</b> <b>(4515)</b>	5.7% (516)	1.0% (93)	7.9% (718)
38. The student-to-preceptor ratios at my site are appropriate to maximize learning.	<b>49.6%</b> <b>(4486)</b>	47.6% (4304)	1.6% (149)	0.3% (29)	0.9% (82)
39. The college/school has an effective continuing professional development program for me that is consistent with my preceptor responsibilities.	32.7% (2962)	<b>49.3%</b> <b>(4465)</b>	8.5% (769)	1.3% (119)	8.1% (735)
40. There are adequate facilities and resources at the practice site to precept students.	43.7% (3955)	<b>51.1%</b> <b>(4621)</b>	3.5% (316)	0.8% (72)	1.0% (86)
41. The college/school provides me with access to library and educational resources.	<b>40.1%</b> <b>(3632)</b>	39.4% (3562)	8.9% (804)	2.7% (246)	8.9% (806)